





20 Social Media Hacks that are Borderline Genius


1 The Date and Time You Publish Your Post Matters 


2 Consider Where to Publish Your Post – Your Site or a Guest Post 

3 Collect Email Addresses 

4 Provide an Awesome Opt-in Offer 

5 Consider Using Scrolling Social Share Buttons 


6 Have a List of Social Profiles that You are Going to Reach Out to 

7 Definitely Use Hashtags # 

8 Mention Your Expert References When Sharing 


9 Use LinkedIn to Connect with Authority Figures 

10 Create Multiple Formats of Your Content 

11 Share Your Content More than Once 

12 Use Pictures in Your Tweet 

13 Have a Time Delay Between Social Media Updates 


14 Share Only Awesome Content Not Just Anything 

15 Follow the 80/20 Rule 

16 Put Links at the Top of the Post 

17 If You Don't Have a Picture then Don't Post on Facebook 

18 Share When Followers and Fans are Online 

19 Get to the Point; Don't Beat Around the Bush 

20 Put Some Thought Behind the Words You Choose When Sharing 

If you like it, share it!

References

<http://www.quicksprout.com/2014/10/29/the-ultimate-content-marketing-checklist-40-questions-to-ask-yourself-before-you-publish-your-next-blog-post/>
<http://www.quicksprout.com/2015/03/02/11-tactics-to-get-more-click-throughs-from-social-media/>
<https://blog.kissmetrics.com/science-of-social-timing-1/>

<http://YourEscapeFrom9to5.com/>

